

## DATA SHEET. Model: DOME-T.

Self-contained emergency luminaire with maintained functioning of the Dome Series.



### Description

Self-contained emergency luminaire for surface and recessed mounting in hollow surface through a recessing frame or in solid surface through a masonry box.

Illumination LED adjustable in 4 positions (both in maintained and emergency mode).

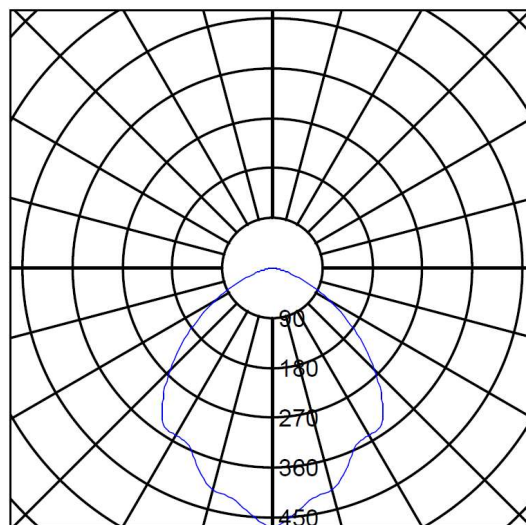
Discreet and respectful design with transparent, soft opal (-8%) or strong opal (-30%) diffuser.

### Technical characteristics

Lamp in emergency	1 x LED White 5,700 K
Lamp in maintained	1 x LED White 5,700 K
Flux in emergency	110 lm
Flux in maintained	110 lm
Charge indicator LED	N/A
Autonomy (h)	1 - 5 h (up to light level)
Supply voltage	230 Vac - 50 Hz
Mains power	3 W
Battery	Ni-Cd (HT) 1.2 V – 0.6 Ah
Remote controllable	N/A
Protection rating	IP54 - IK06 (IP67 possible)
Electrical insulation	Class II
Applicable legislation	CE marking (93/68/CEE): 2014/35/EU 2014/30/EU 2011/65/EU

### Photometric curve

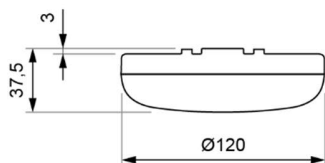
Cd/Klm



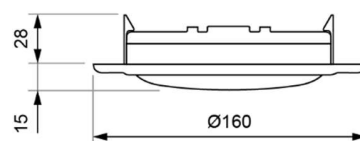
■ 0-180

### Dimensions

Surface mounting



Recessed mounting hollow (cut: Ø 130 mm)



DATA SHEET. Model: DOME-T \_ Rev. 01 (febrero 2024)



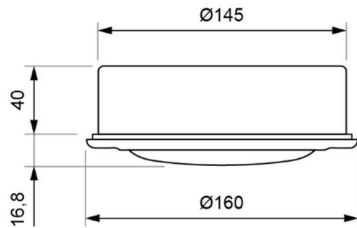
LUZNOR Desarrollos Electrónicos, S.L.

Paduleta, 47 · 01015 · Vitoria-Gasteiz · 945 200 961

NIF: B01266451 · luznor@luznor.com · www.luznor.com



Recessed mounting solid (cut: Ø 150 mm)



### Adjustable maintained illumination

Four internal microswitches allow to choose between four levels of illumination, both in maintained and emergency mode, with their corresponding autonomies:

Position	Flux maintained	Flux emergency	Autonomy
1	77.0 lm (77%)	110 lm (100%)	1.3 h
2	44.0 lm (40%)	77 lm (70%)	2.0 h
3	11.0 lm (10%)	55 lm (50%)	3.0 h
4	1.1 lm (1%)	33 lm (30%)	5.0 h

DATA SHEET. Model: DOME-T \_ Rev. 01 (febrero 2024)



**LUZNOR Desarrollos Electrónicos, S.L.**  
Paduleta, 47 · 01015 · Vitoria-Gasteiz · 945 200 961  
NIF: B01266451 · luznor@luznor.com · www.luznor.com

